



- HOME
- ARDUINO PROJECTS**
- TOOLS
- E-BOOKS
- TUTORIALS
- BLOG
- NEWS & UPDATES
- CONTACT US

mote » Just Veggin with an Arduino Beetbox » MOTOR SWITCH LED

You Are Here: Home » Arduino Project List

### Arduino Project List


1. [Froggy World 5 The Coffee Gripper](#)
2. [ArduinoISP Bootloader/Programmer Combination Shield](#)
3. [CustomKeys using an Arduino](#)
4. [Capacitive Touch Arduino Lamp](#)
5. [Analog Input using Arduino](#)
6. [Happy Androids with Arduino Video instructions](#)
7. [Clock Two - Single digit clock using Arduino](#)
8. [DIY- G-force measurement system](#)
9. [Arduino Air Cap-Sense Piano](#)
10. [Arduino Esplora Temperature Sensor](#)
11. [Twittering Laser Tripwire with Webcam Capture using Arduino](#)
12. [A credit card sized Ethernet Arduino compatable controller board](#)
13. [MultiMovEDIA](#)
14. [Arduino from Evil Mad Scientist ATmegaxx8 Target Board](#)
15. [Analog audio panel for PC using Arduino](#)
16. [Connecting Arduino LCD Display Code](#)
17. [Robot arm from a desk lamp \(IKEA Tertial hack\)](#)
18. [Programming Arduino Wirelessly](#)
19. [LDR Robot using an Arduino](#)
20. [Solar powered arduino on the back of a playing card](#)
21. [Bootload an Arduino with a ZIF Socket](#)
22. [Bubble Alarm Clock Makes Waking Up Fun using Arduino](#)

Search here ...

SEARCH




Popular	Recent	Comments	Tags
---------	--------	----------	------



Sound Localization using Arduino

May 09, 2013




Wii Nunchuk Controlled Model Train using Arduino

October 21, 2014

Beginners guide to building Arduino




23. [SuperScope: Circuit Simulation through Arduino-Processing Interface](#)
24. [Salvaging an LCD from a fax machine using an Arduino](#)
25. [The Jack'O Lantern Early Warning System using Arduino](#)
26. [Representing audio through vibration with Arduino](#)
27. [Making 1×10 LED Array with Random Patterns](#)
28. [DIY Flex sensor using Sugru and graphite powder \(Resistencia flexible usando Sugru y polvo de grafito\)](#)
29. [Arduino Skateboard Speedometer](#)
30. [R/C LEGO® "The Bull" Buggy](#)
31. [Audio VU Meter using Arduino](#)
32. [Arduino Stopwatch Code](#)
33. [Clock with Tics \(presentation prototype\) using Arduino](#)
34. [The Clamshell Stompbox](#)
35. [Redefining the TV Remote using Arduino](#)
36. [RGB LED Color Selector](#)
37. [Arduino Barometric Pressure Web Server](#)
38. [Wii Nunchuk Controlled Model Train using Arduino](#)
39. [Tiny Wearable LED kit – 12 PWM LEDs from a reprogramable ATtiny85](#)
40. [Arduino home energy monitor shield](#)
41. [Arduino Wireless Animatronic Hand](#)
42. [DIY Driving Simulator using an Arduino](#)
43. [Create an internet controlled robot using Livebots](#)
44. [Analog In, Out Serial using Arduino](#)
45. [iPod Information Screen using Arduino](#)
46. [Tweeting Cat Door using an Arduino](#)
47. [DIY a Spelling Game with an Interactive Robot using Arduino](#)
48. [Button State Change Detection using Arduino](#)
49. [CatGenie: A smart, resettable SaniSolution cartridge](#)
50. [The Self-Balancing Robot using Arduino](#)
51. [Paperduino 2.0 with Circuit Scribe – Paper Arduino](#)
52. [Put a Cylon in it!](#)
53. [Kickstarter Backer Alert with Stats Scroller, using Arduino Yun](#)
54. [Quality of Life Meter](#)
55. [ARDUINO Laser 3D Tracking or Range Finder](#)
56. [Strobeduino – Computer-controlled RGB strobe/lamp](#)
57. [L.O.G. \\$10 Arduino](#)
58. [Twitter Enabled Text to Speech using an Arduino](#)
59. [Traffic Signal Wiring with Arduino Controller](#)
60. [Desktop Fist Bumper using arduino](#)



robots with Bluetooth and Android

March 21, 2013



Audio Input using an Arduino Board

March 28, 2013



Make A Digital Clock From Scratch using arduino

April 11, 2013

## Wireless Module

[pce-instruments.com/english](http://pce-instruments.com/english)

Order directly at the specialist. A huge range of measuring tools.

RF modules



LED Dimmers - Low Voltage



Easy Projects Circuits



Auto Electronics News



Arduino GSM/GPRS & GPS



ULN2



AVR Codevision C Compiler



Drone Arduino Programming






















Free IT Training



61. [Brute force attack a BIOS with Arduino](#)
62. [Better LED as light sensor](#)
63. [Breathalyzer using an Arduino](#)
64. [Temperature Sensor for Shower using Arduino](#)
65. [Arduino Air Cap-Sense Piano](#)
66. [Arduino Tutorial: Capacitive Touch Sensors](#)
67. [PEZ Robo Dispenser Using Arduino](#)
68. [Electronic Music Box Powered by Arduino \(sort of\)](#)
69. [STEAMPUNK STEAM GAUGE, POWERED BY ARDUINO](#)
70. [Adafruit Flora NeoPixel LED Ring Headphone mod](#)
71. [Arduino Timer Interrupts](#)
72. [The Arduino OctoSynth](#)
73. [Dot Matrix Printer from a CD/DVD Reader with Arduino](#)
74. [ASCII Table using Arduino](#)
75. [Analog VU meter and Clock using Arduino](#)
76. [LCD Shifter for Arduino](#)
77. [Modern RGB LED Clock using Arduino](#)
78. [Binguino: An Arduino-based Bingo Number Generator](#)
79. [Arduino Analog Inputs](#)
80. [The CoaTracker](#)
81. [Classic Joystick to USB Adaptor using Arduino](#)
82. [Arduino Programming With Atmel Studio 6.0](#)
83. [CHR's 8X8X8 LED Cube - Revisited with improvements!](#)
84. [DIY Parking Sensor using Arduino](#)
85. [Digispark RGB LED Fader](#)
86. [The Pill Reminder using Arduino](#)
87. [Arduino Projects on a breadboard \(no serial com\)](#)
88. [The Knock Box: Build a Knock-Sensitive Power Strip](#)
89. [RGB LED Skate Light](#)
90. [How to make fist pumping with LED animation using Arduino](#)
91. [Digital/Analog Clock - Arduino + PaperCraft](#)
92. [Musical Table using Arduino](#)
93. [Designing and building an synthesizer with Meeblip and Arduino, added videos!](#)
94. [LED Binary Clock using an Arduino](#)
95. [PS/2 Keyboard Or Mouse using Arduino](#)
96. [Web Client using Arduino](#)
97. [Arduino Phone Book](#)
98. [Arduino String Instrument](#)
99. [Serial Call and Response using Arduino](#)














## Arduino Projects

-  [Arduino Battery Projects](#)
-  [Calculator Projects](#)
-  [Arduino Video - Camera - Imaging Projects](#)
-  [Arduino Car Projects](#)
-  [Clock - Timer Projects](#)
-  [CNC Machines Projects](#)
-  [Development Board - Kits Projects](#)
-  [How To - DIY - Projects](#)
-  [Game - Entertainment Projects](#)
-  [GPS Based Projects](#)
-  [Home Automation Projects](#)
-  [Interfacing\(USB - RS232 - I2c - ISP\) Projects](#)
-  [Internet - Ethernet - LAN Projects](#)
-  [Arduino LCD Projects](#)
-  [Arduino LED Projects](#)
-  [Medical - Health based Projects](#)
-  [Memory - Storage Projects](#)
-  [Metering - Instrument Projects](#)
-  [Arduino Motor Projects](#)

100. [Homemade Dual H-Bridge – L298 Breakout Board using Arduino](#)
101. [AAA Robot \(Autonomous Analog Arduino\)](#)
102. [Arduino Led Dice](#)
103. [ARDUINO WIRELESS HOME SECURITY SYSTEM](#)
104. [Network Time Protocol \(NTP\) Client using Arduino](#)
105. [Arduino PIR motion water gun](#)
106. [Arduino based Bi-color LED Matrix Audio Spectrum Visualizer](#)
107. [DIY Arduino FM Radio \(Part 2\)](#)
108. [Qtechknow Robot Obstacle Course using Arduino](#)
109. [The machine of answers](#)
110. [Perfboard Hackduino Arduino-compatible circuit](#)
111. [Psycho Scooter Scramble using an Arduino](#)
112. [RC Car Anti-Crash System Using Arduino](#)
113. [Audio Input using an Arduino Board](#)
114. [Programmable Temperature Controller + Hot Plate](#)
115. [Hidden light control using Arduino](#)
116. [Interactive Stereoscopic Installations: visual rupture with the Diplopiascope](#)
117. [Athena: The Global Car Tracking System\(3D Images\)](#)
118. [Arduino stepper motor and servos shield](#)
119. [Control your motors with L293D and Arduino](#)
120. [Simple Ipod Controller using an Arduino](#)
121. [LED Cube Spectrum Analyzer](#)
122. [Dirt cheap Arduino LED light bar](#)
123. [Switch Statement used with serial input using Arduino](#)
124. [Laser Triggered Countdown](#)
125. [Arduino ADK LED Lighting](#)
126. [Capture the image of a falling object using Arduino](#)
127. [Servo Feedback Hack \(free\)](#)
128. [Google Weather on graphical display with Arduino](#)
129. [Hack a voice changer to add an Arduino input](#)
130. [Make an Arduino LCD shield](#)
131. [CatBot: Automated Cat Laser using an Arduino](#)
132. [Nokia LCD & Sensors using an Arduino](#)
133. [Fading using an Arduino](#)
134. [Ultrasonic Tape Measure using Arduino](#)
135. [Make Voice Call using Arduino](#)
136. [Real-time room temperature on your Website using Arduino](#)
137. [Magic Light Capacitance Sensor using an Arduino](#)
138. [My Arduino In Circuit Programmer](#)



-  Other Projects
-  Phone Projects
-  Arduino PWM Projects
-  Radio Projects
-  Arduino RFID Projects
-  Robotics – Automation Projects
-  Arduino RTOS – OS Projects
-  Security – Safety Projects
-  Sensor – Transducer – Detector Projects
-  Sound – Audio Projects
-  Temperature Measurement Projects



139. [GoFly – paragliding/hangliding/gliding altimeter-variometer from Your car navigation using Arduino](#)
140. [Combo Blocks using an Arduino](#)
141. [Yogy – The Arduino Powered Robot Made For Kids](#)
142. [Assembling the ZIFduino USB 1.2](#)
143. [Geiger Counter with Touch Interface!](#)
144. [LCD Temperature Shield Assembly Instructions](#)
145. [Arduino-based line follower robot using Pololu QTR-8RC line sensor](#)
146. [My Arduino Binary Clock](#)
147. [Arduino Wireless Programming with XBee Series 1 or 2](#)
148. [Mounting a Smapler v0002 step by step](#)
149. [Automatic Multi-Photo Taker \(Photobooth Style\)](#)
150. [Stepper Motors](#)
151. [Arduino based Graph](#)
152. [How to build an Arduino WiFi 4×4 with Android Controller](#)
153. [Monkey Automatons!](#)
154. [Control TV functions using Analog input and Arduino](#)
155. [Controlling a clock with an Arduino](#)
156. [Build Your Own Arduino](#)
157. [Salvaging Liquid Crystal Displays \(LCDs\)](#)
158. [4x4x4 LED-cube based Arduino and Flower protoboard](#)
159. [Arduino Time-Lapse Controller](#)
160. [Serial Servo Controller with Arduino](#)
161. [Solar Powered LED/Ultracapacitor Arduino Regulated Light](#)
162. [Android-Controlled Pneumatic Cannon Powered By Arduino](#)
163. [Arduino Time & Temp Display Shield](#)
164. [Squirt – Arduino, motion activated water cannon](#)
165. [Arduino MIDI-in shield](#)
166. [Artoo \[R2\] \(ATtiny2313 Wall Avoiding Robot\)](#)
167. [Fluid In.Flux\\_3D Wax Printing In Water](#)
168. [Augmenting Plant Behavior Through Robotics using Arduino](#)
169. [Arduino Esplora Joystick Mouse](#)
170. [Introduction to Packet Radio and Arduino Controlled LED Strips](#)
171. [Sky on the Wall \(Mood Lighting-IR remote\)](#)
172. [Reaction Timer using an Arduino](#)
173. [Interactive LED Lab Coat using Arduino](#)
174. [Pet Curfew: An Arduino Controlled Pet Door](#)
175. [Home Automation \(or Robot Butler called Geoffrey\) – iPhone controlled, arduino based](#)



176. [Just Veggin with an Arduino Beetbox](#)
177. [RC tank with a moving FPV camera using Arduino](#)
178. [My Arduino WordClock](#)
179. [Auto Leveling Laser Cross using Arduino](#)
180. [Build a fully featured Arduino Thermostat](#)
181. [Time Lapse Digital Camera using Arduino](#)
182. [An Arduino RSS Feed Display](#)
183. [A World of Possibilities with Java ME + Bluetooth + Arduino](#)
184. [Wrap Beats – Capsense Arduino Instrument](#)
185. [Real-Time Arduino GPS Tracker with iPhone app](#)
186. [Assembling the 8×8 LED Board Kit](#)
187. [Pi... In A Single Digit using an Arduino](#)
188. [ANDROID+ARDUINOADK+RGB led](#)
189. [How to access 5 buttons through 1 Arduino input](#)
190. [Arduino 4 led madness](#)
191. [Arduino makes 2D Level](#)
192. [Marble Disorder – a marble maze simulator with tilt switches using Arduino](#)
193. [Arduino desktop application on java in LAN](#)
194. [Arduino Row-column Scanning to control an 8×8 LED Matrix Code](#)
195. [Wex, the One Eyed Watcher using an Arduino](#)
196. [Honey, I Shrunk The Arduino](#)
197. [IR Remote Agent using Arduino](#)
198. [Analog Read Voltage using Arduino](#)
199. [Displaying Twitter feed without a PC! using Arduino](#)
200. [Turn your Arduino into a Magnetic Card Reader](#)
201. [Autonomous Arduino Car](#)
202. [ArduinoPhone](#)
203. [A Gentle Introduction to Arduino for Scratch Users](#)
204. [Arduino-plex 2.0: Modular Plexiglas Arduino Work Surface](#)
205. [The iButton garage-door opener using an Arduino](#)
206. [Aquarium Light V1](#)
207. [RC Paper Tank – Bring your 3D models to life](#)
208. [LOG Arduino Sketches 101](#)
209. [Power \(Energy\) Meter using Arduino](#)
210. [RGB LED with Arduino 101](#)
211. [Easy Arduino Audio Annoyatron](#)
212. [5×5 rgb lpd6803-led matrix arduino controlled](#)
213. [LED Show using Arduino Esplora](#)
214. [Mini invisible MIDI Harp](#)



215. [Security / Automation Sensors using Arduino](#)
216. [Beginners guide to building Arduino robots with Bluetooth and Android](#)
217. [Push-button using an Arduino](#)
218. [How to build a whole home energy monitor using Arduino](#)
219. [Glowing Color-Changing Guitar](#)
220. [Open Source Hearing Impaired Alarm Clock using Arduino](#)
221. [Barcode Reading using Roborealm Output on Arduino LCD](#)
222. [An Arduino real time clock shield](#)
223. [Self-Watering Plant using an Arduino](#)
224. [Arduino Throttle Body Synchronization Shield](#)
225. [SPlaying tones on Multiple outputs using the tone\(\) function with Arduino](#)
226. [FuzzBot](#)
227. [Measure RPM – Optical Tachometer using Arduino](#)
228. [Accelerometer Table using Arduino Esplora](#)
229. [Localizer with SIM908 module using Arduino](#)
230. [Using FM RC Controllers using an Arduino](#)
231. [Auto Fish Feeder using Arduino](#)
232. [Arduino-based master clock for schools](#)
233. [DIY Teagueduino](#)
234. [Arduino + fischertechnik TX-C – Connecting I2C True Colour Sensor](#)
235. [Arduino Keyboard and Mouse Control Code](#)
236. [Arduino Electromagnetic Field Detector](#)
237. [Secret Compartment Chess Set](#)
238. [Arduino-controlled, Aluminum Archangel Costume Wings](#)
239. [DMX Ardweeny Node using Arduino](#)
240. [Arduino browser based remote control \(linux\)](#)
241. [Twitter Poem Box](#)
242. [Arduino MP3 Player](#)
243. [Arduino MIDI Foot Pedal Keyboard](#)
244. [Irrigation logic controller/project log using Arduino](#)
245. [0 to 99 Light display](#)
246. [Cell phone text using an Arduino](#)
247. [Bike Dashboard](#)
248. [Arduino-Based Blue Box \(Phone Phreaking\)](#)
249. [Digital Book Cricket Game with ATtiny 85 using Arduino](#)
250. [7-Key Slider/Wheel Tutorial with Synthesizer](#)
251. [SOLAR POWERED ARDUINO WEATHER STATION](#)
252. [LED Show 2 using Arduino Esplora](#)
253. [Arduino RFID Door Lock](#)



254. [Big Ball Maze Game using Arduino](#)
255. [PCB on a Box using Arduino Board](#)
256. [Ultraviolet nightlight, ingredients and setup](#)
257. [Cheap wireless transmission between two Arduinos with Infrared](#)
258. [Total Recall- Arduino Simon Says on steroids](#)
259. [Chat Server using Arduino](#)
260. [Arduino All-In-One Remote](#)
261. [TurtleDuino Object Avoidance Robot using Arduino](#)
262. [Easy Electronics Organization using Arduino](#)
263. [Beacon](#)
264. [Critter Twitter Trap using Arduino](#)
265. [Arduino Controlled Digital Window Sticker](#)
266. [Freeform Arduino](#)
267. [Arduino – Control LEDs with a Remote Control](#)
268. [Arduino Police Strobe Light Code](#)
269. [Rainbow Mega Pong Clock using Arduino](#)
270. [Motion Triggered Fog Machine using an Arduino](#)
271. [High Speed Photography](#)
272. [Arduino Controlled Motion Sensor](#)
273. [Infinity Mirror Clock using Arduino](#)
274. [BoB the BiPed](#)
275. [Perfduino: Build Your Own Arduino Microcontroller](#)
276. [Arduino Chessclock](#)
277. [LED Calculator with Rotary Quadrature Encoder for Target System Voltage Selection using Arduino](#)
278. [Arduino Orb Build Warden](#)
279. [Chicken Light Timer using an Arduino](#)
280. [LED Flipbookit: full color and brightness control with an Arduino](#)
281. [Washing machine countdown timer using Arduino](#)
282. [Bug-Catching Spider in Web using Arduino Part 2](#)
283. [How to Create an Arduino Compatible Bluetooth 4.0 Module](#)
284. [Android & Arduino Controlled Projector Screen](#)
285. [Arduino Touch Screen Room Control](#)
286. [Arduino MicroControllers, Card Readers, 3D Printing, GS4, Flip Camera!](#)
287. [Blinky the one-eyed clock using Arduino](#)
288. [\\$1.50 Arduino TV Annoyer](#)
289. [5×5 LED Cube using Arduino Uno](#)
290. [Charlieplexing LEDs with an Arduino](#)
291. [True Analog Audio Volume Control using Arduino](#)





292. [Vehicle Telemetry Platform using Arduino](#)
293. [4x4x4 interactive LED-cube with Arduino](#)
294. [Orange mePod](#)
295. [How to build an Arduino synth](#)
296. [Arduino Personal Soundtrack Hoodie](#)
297. [Arduino Button Mouse Control Code](#)
298. [Power Quality Meter using Arduino](#)
299. [Roll-A-Way Rover using an Arduino](#)
300. [Arduino mood lighting](#)
301. [Arduino The 5\\$ Karduino pad](#)
302. [Piano Stairs with Arduino and Raspberry Pi](#)
303. [Using the Parallax RFID Reader with an Arduino](#)
304. [Walleye using Arduino](#)
305. [Arduino Board Sound Alarm](#)
306. [Robopod the Arduino Powered Robot](#)
307. [How to make a XY-plotter with Makeblock](#)
308. [Power off from an Arduino Sketch using the Pololu Power Switch](#)
309. [1 LED Game with Arduino Uno and an RGB LED](#)
310. [Volcom RGB Desktop Light Box](#)
311. [Reading Digital Callipers with an Arduino](#)
312. [Wireless Altoids Display using an Arduino](#)
313. [MultiSerial Mega using Arduino](#)
314. [Simple Arduino Book clock](#)
315. [An animation inside a water drop by Physalia](#)
316. [Gas detector / indicator \(USB powered\) with arduino](#)
317. [Bluetooth Weather Lamp](#)
318. [Second degree equation solver with Arduino](#)
319. [Arduino Candygrabber](#)
320. [Cup Cooler using an Arduino](#)
321. [Arduino Based Auto Timer](#)
322. [Save data of temperature and humidity on MySQL with Arduino Uno and Wifly](#)
323. [Simple Relay Shield for Arduino](#)
324. [LED Pattern Hat using an Arduino](#)
325. [Model Airplane Autopilot using Arduino](#)
326. [Arduino RPM Counter / Tachometer Code](#)
327. [Fun Sun-tracking Arduino](#)
328. [Internet Devices for Home Automation](#)
329. [Arduino Pedometer](#)
330. [Laser Cut Sphere-O-Bot using Arduino](#)



331. [Arduino powered hangman giftbox/lockbox](#)
332. [Google Play Music Internet Radio \(Raspberry Pi and Arduino\)](#)
333. [Color Changing Night Light with ATtiny using Arduino](#)
334. [Arduino Traffic Light Controller with Remote Control](#)
335. [Drive by wire go kart using Arduino](#)
336. [Arduino USB](#)
337. [Simple 18dof Hexapod, Arduino nano \(optionally with pololu maestro\)](#)
338. [Building an Breathalyzer with MQ-3 and Arduino](#)
339. [Connecting a 12V relay to Arduino](#)
340. [How to access 5 buttons through 1 Arduino input](#)
341. [DIY AM Radio with Arduino](#)
342. [Knock Block using an Arduino board](#)
343. [BH1750 Digital Light Sensor](#)
344. [Kaleidduino: A Battery Powered Arduino LED Kaleidoscope](#)
345. [Make Electronic Dice using Arduino](#)
346. [Arduino Control DC Motor via Bluetooth](#)
347. [Memsic 2125 Accelerometer using Arduino](#)
348. [Use your android phone sensors on the arduino](#)
349. [Arduino: Making a set of traffic lights](#)
350. [RGB / RFID Lamp](#)
351. [Analog Clock And Temperature sensor On An Oscilloscope using Arduino](#)
352. [DIY Solar Tracker using Arduino](#)
353. [Blink Without Delay using Arduino](#)
354. [Hercules: The Motion Controlled Android Robot using Arduino](#)
355. [Modifying a Robot Arm using Arduino](#)
356. [\[Arduino\] Linefollower with photoresistors](#)
357. [Build Your Own Arduino Web server](#)
358. [Froggy World 3 The Seesaw](#)
359. [Android talks to Arduino board](#)
360. [Build Your Own BARBOT using Arduino](#)
361. [Serial Call and Response with ASCII-encoded output using Arduino](#)
362. [Occupational Therapy Dexterity/Cognitive Aid](#)
363. [RGB LED Color Selector](#)
364. [Create an Internet Connected Pill Dispenser](#)
365. [Power your Arduino with a Hand-Cranked Battery](#)
366. [RGB lamp with Custom Moodlamp Library using Arduino](#)
367. [Track-and-explode wolf collar...](#)
368. [Laser cut gear clock with ChronoDot using Arduino](#)
369. [An FM Stereo Broadcaster PLL using Arduino](#)



370. [The Boss Box Bot](#)
371. [Introduction: T.A.B.U. A Robot using Arduino](#)
372. [Automatic blind hooked up to existing projector screen using Arduino](#)
373. [R/C LEGO® Car Redux](#)
374. [Play a Melody using the tone\(\) function with Arduino](#)
375. [Arduino traffic lights](#)
376. [5X5 dot matrix on Arduino](#)
377. [MaKey MaKey Monome using Arduino](#)
378. [Add a real-time clock to the Freetronics TwentyTen using Arduino](#)
379. [Using the Sparkfun Motor Driver 1A Dual TB6612FNG using Arduino](#)
380. [DIY FPV RC Tank V2 \[2km RANGE upgrade!\] using Arduino](#)
381. [A Robotic lawn mower powered by Solar Energy with an Arduino heart](#)
382. [Arduino-Radio Controlled Hydrogen Blimp](#)
383. [Smart Heart Monitor](#)
384. [Arduino Photocell Theremin Synth \(glitchamin\)](#)
385. [LED Shoulder Pads](#)
386. [Build an RFID time-clock system using Arduino](#)
387. [The Musical FootBall](#)
388. [Accelerometer Dice with 123D Circuits](#)
389. [The Talking Breathalyzer using an Arduino](#)
390. [Tree Climbing Robot using Arduino](#)
391. [A arduino library for the MAX7221 and MAX7219](#)
392. [NESBot: Arduino Powered Robot beating Super Mario Bros for the NES](#)
393. [Arduino SOS signal with 8ohms speaker and LED blinking](#)
394. [Arduino LED Bar Graph Code](#)
395. [Open Source Server Room Monitor using Arduino](#)
396. [Matrix sound machine: Generative music with a particle system using Arduino](#)
397. [LED Dot Matrix Display using an Arduino](#)
398. [Speech Synthesizer using Arduino](#)
399. [Super Simple Arduino Powered Roomba Scheduler](#)
400. [Build your own Arduino – Bare Bone System](#)
401. [DIY FSK RFID Reader using Arduino](#)
402. [Arduino Guitar Tuner](#)
403. [2 player Pong using Arduino](#)
404. [Multitouch Music Controller](#)
405. [Pitch follower using the tone\(\) function using Arduino](#)
406. [AC Arduino dimming circuit](#)
407. [Audio VU meter with Extra wide Dynamic Range 69 dB using Arduino](#)
408. [Connect the arduino and make the speaker play](#)



409. [DIY 3D Controller using an Arduino](#)
410. [Arduino 7-Segment Thermometer](#)
411. [Dimmer using an Arduino](#)
412. [Teensy MIDI USB foot controller for controlling Mobius Looper using Arduino](#)
413. [Controlling Cubase with Arduino based MIDI](#)
414. [Arduino Watch Build Instructions](#)
415. [Interfacing Electronic Circuits to Arduinos](#)
416. [Making Robots Using Android and Arduino](#)
417. [Arduino wall avoiding robot](#)
418. [Digital Zoetrope using Arduino](#)
419. [Interface a rotary phone dial to an Arduino](#)
420. [Rainbow Jar – RGB Pixel Strip Controlled via Arduino](#)
421. [The Motivational Moody Workout T-Shirt using an Arduino](#)
422. [Ultrasonic Combination Switch using an Arduino](#)
423. [Arduino Switch Statement used with sensor input](#)
424. [Multiplexing 7 Segment displays with Arduino and Shift Registers](#)
425. [Blinky Fish using an Arduino](#)
426. [Xtreme Buzzwire-4-2 Arduino Jam project](#)
427. [Stargate LED Lighted Necklace](#)
428. [Papercraft Automata Race Game littleBits Circuit using Arduino](#)
429. [Palm Arduino Board V3](#)
430. [Six wheeled All Terrain Vehicle \(6WD\) using Arduino](#)
431. [Animatronic Eyes and Wii Nunchuck Part 2 using Arduino](#)
432. [Audio Input to Arduino](#)
433. [Build a transistor circuit board for controlling Air Conditioner remote control with Arduino](#)
434. [Arduino Joystick Mouse Control Code](#)
435. [Easily control your iPod using Arduino](#)
436. [Wii Nunchuck Arduino Spirit Level](#)
437. [Arduino Button Activated Treat Dispenser](#)
438. [Joystick controlled Camera using Arduino](#)
439. [SPI interface to the FlySky/Turnigy 9x](#)
440. [Mystery Beeping Prank](#)
441. [Arduino Hexapod Robot](#)
442. [Arduino Keyboard Message Code](#)
443. [Simple IR proximity sensor with Arduino](#)
444. [Pachube Client using Strings with Arduino](#)
445. [Arduino Controlled Solar Fountain](#)
446. [Arduino Esplora Light Calibrator](#)



447. [Pimp My Zoomobil using Arduino](#)
448. [How to Control a Ton of RGB LEDs with Arduino & TLC5940](#)
449. [Arduino Watch with Nokia 3110 screen](#)
450. [Retablillo de las Maravillas v1.0](#)
451. [Mini BillBoard using Arduino](#)
452. [Very Simple Arduino Electric Lock](#)
453. [Arduino RFID Lock](#)
454. [Fart Operated Random Channel TV Remote using an Arduino](#)
455. [Homemade Infrared Rangefinder \(Similar to Sharp GP2D120\) using Arduino](#)
456. [BLU-BOARD, control your home with blue tooth!](#)
457. [Arduino Cat Detector SD Card Logger](#)
458. [Smart Thermal + Arduino](#)
459. [Larson Scanner with Relay Module using Arduino](#)
460. [Web Client Repeating using Arduino](#)
461. [Open a box with the flick of a switch!](#)
462. [Fairly Simple Simon – the evolution of an Arduino game](#)
463. [Super Brite LED Sneakers 1.0 using an Arduino](#)
464. [Calibrating sensor input using Arduino](#)
465. [DIY Android Home Automation Box](#)
466. [Clock Four – Scrolling text clock using Arduino](#)
467. [Arduino Fart-O-Meter](#)
468. [Bluetooth RGB Shelf Lighting using Arduino](#)
469. [Star Jar Geiger counter triggered LED decoration using Arduino](#)
470. [Virtual Etch A Sketch](#)
471. [Arduino-controlled RGB LED Infinity Mirror](#)
472. [Diy Xbox wireless controller adapter for Pc](#)
473. [Appliance Remote Control using Arduino](#)
474. [Sound Localization using Arduino](#)
475. [Arduino controls cheap RC car transmitter](#)
476. [Arduino Motors and Transistors](#)
477. [Arduino-I3dgecomm – Integrating L3DGEWorld and Arduino](#)
478. [Strandbot – a solar & arduino powered R/C motorized Strandbeest](#)
479. [The MicroSlice | A tiny Arduino laser cutter](#)
480. [Arduino Sound Alarm](#)
481. [Making the Good Night Lamp using Arduino](#)
482. [How to make and use the arduino as an Isp for an ATtiny85](#)
483. [Arduino and Xbee wireless setup](#)
484. [LED Head Arduino TED](#)
485. [Capacitive-Touch Arduino Keyboard Piano](#)





486. [Trinity Assembly](#)
487. [Connect several digital inputs to one analog input using Arduino](#)
488. [Spectrum Analyzer, Arduino project with FFT algorithm](#)
489. [Arduino Hello World Blink Code](#)
490. [Quasi real-time oscilloscope using Arduino](#)
491. [Arduino Laser Security Shield](#)
492. [How to make a Ball Balancing Robot](#)
493. [Twitter Mention Mood Light using Arduino](#)
494. [8x8 LED Matrix Animations using an Arduino](#)
495. [Come Home! Connecting Distant Spaces EASILY over Web using Arduino](#)
496. [Arduino Joystick Breadboard with LCD Output](#)
497. [Connect A 16x2 LCD Display To An Arduino](#)
498. [Hacking my RC Car using Arduino and Android Smart Phone](#)
499. [Soundgraffiti with arduino mega](#)
500. [3D AIR mouse | Arduino + Processing](#)
501. [Arduino Basic Wifi Project using ESP8266 wifi module](#)
502. [Animatronic Stargate helmet using Arduino](#)
503. [Measuring Battery Capacity With an Arduino](#)
504. [How to: Use Arduino to Generate Glitchy Audio VGA Visuals](#)
505. [Program your Arduino with an Android device](#)
506. [Arduino – Theremin with 7 Segment LED Display](#)
507. [Plantduino Greenhouse using an Arduino](#)
508. [Autonomous Paintball Sentry Gun using Arduino](#)
509. [Reviving a dead arduino](#)
510. [Under \\$8 Arduino Serial Data Logger – Record to SD Card](#)
511. [Arduino powered 7seg led display with Port Manipulation](#)
512. [Arduino Alphabet](#)
513. [Gas Cap using an Arduino board](#)
514. [ARDUINO with XBEE- WIRELESS SETUP DEMO](#)
515. [Quantifying Access to your Mind using Arduino](#)
516. [Holiday Dreidel Light Display for Roof using Arduino](#)
517. [Arduino Interrupts and Debouncing](#)
518. [Arduino lets you play Atari 2600 and ZX Spectrum using a NES controller](#)
519. [Arduino: Electrical Engineering Basics](#)
520. [Diorama, Bat in the cave using Arduino](#)
521. [Arduino Power outlet with exposed pins](#)
522. [Garage Door Opener with iphone using Arduino](#)
523. [Self-Contained 7x7x7 LED Cube](#)
524. [\\*duino Keg Temp Monitor, or the Quest for the Perfect Pint](#)



525. [Data Logger Project using an Arduino](#)
526. [How to Make Musical Floppy Drives using an Arduino](#)
527. [Mr. Indecision – a small felt version of yourself that turns its head and looks at you using Arduino](#)
528. [Arudino- No Blinky](#)
529. [Soldering an SMT MOSFET Driver with a hotplate](#)
530. [Pong Playing Flexible Screen on a Shirt](#)
531. [The 4x4x4 LED cube using an Arduino](#)
532. [Arduino Powered Nixie Tubes: ArduiNIX Nixie driver shield assembly](#)
533. [Digital Read Serial using Arduino](#)
534. [Audio Output using an Arduino](#)
535. [Flashing LED Top Tube Pad for your bike using Arduino](#)
536. [Arduino Audio DAC Options](#)
537. [How to control a Servo using Arduino](#)
538. [S.A.M. Spring Aided Machining \(CNC with adhesive remover\)](#)
539. [Frankenstein Laser Engraver](#)
540. [Kid's Game to Arduino Enigma Machine](#)
541. [DIY GPS Tracked Bike Lock using Arduino](#)
542. [Secret Knock Detecting Door Lock using Arduino](#)
543. [Control anything remotely with Infrared signals using Arduino](#)
544. [Standalone Arduino chip on breadboard](#)
545. [Power Arduino with a cellphone](#)
546. [Face detection and tracking with Arduino and OpenCV](#)
547. [DCF77 master clock MK2](#)
548. [Building a semi Smart, DIY boat with Arduino and some other sensors](#)
549. [Functional Lit Costume Goggles for Mr Freeze](#)
550. [How to make A light-up distance sensor](#)
551. [Analog Fabric Joypad using an Arduino](#)
552. [Pee to Check-In to Foursquare – Mark Your Territory using Arduino](#)
553. [Arduino Binary Alarm Clock](#)
554. [Gut Check a Tweeting and Facebooking Fridge using Arduino](#)
555. [The LED Strip Jellyfish Costume with Arduino & LPD8806 Led Strips](#)
556. [Blinky Lights using Arduino and LumiGeek](#)
557. [How I'm building my bi-copter with Android and Arduino](#)
558. [Control Keyboard & Mouse Android app via Arduino](#)
559. [Rabbit Ears on a Cap using Arduino](#)
560. [DIY Arduino Remote Control and Lego RC Vehicle!!](#)
561. [Troubleshoot your car battery with ATtiny](#)
562. [Psychic Fortune Teller – An automaton that reads the mind of Twitter](#)



563. [Arduino String Case Change Functions Code](#)
564. [Arduino Wii nunchuck and Wii motion plus with updated code for IDE 1.0.2 and LEDs](#)
565. [Weather Station Receiver using Arduino](#)
566. [Light Painters Palette aka Light Box](#)
567. [Sending and Receiving String via UDP using Arduino](#)
568. [Arduino Esplora Accelerometer](#)
569. [How to build your very own Time Fountain using Arduino](#)
570. [Backpack Anti-Theft Alarm using Arduino](#)
571. [Poduino Case](#)
572. [Arduino Mobile Processing](#)
573. [Make another Arduino LCD shield](#)
574. [Mailbox Phone Alert](#)
575. [SMS controlled Wireless Irrigation System using an Arduino](#)
576. [Talking Pumpkin](#)
577. [Make an Atom Synchronised Clock from a 1950's Slave Dial using Arduino](#)
578. [ElectroFried electronic shock game using Arduino](#)
579. [Arduino String Appending Operators Code](#)
580. [MOTOR SWITCH LED](#)
581. [Arduino & Visual Basic 6 Light Controller](#)
582. [Wireless nunchuk controlled animatronic doll using Arduino](#)
583. [Arduino Esplora Microphone \(Sound Sensor\)](#)
584. [AIR Project using an Arduino](#)
585. [Emotidora: Hats with Emotions using Arduino](#)
586. [Hack a TowerPro Micro Servo to Spin 360 / Continuous Rotation](#)
587. [Light Suit](#)
588. [Home Automation: Drapes using Arduino](#)
589. [DIY Arduino Unit Converter: How to use LCD](#)
590. [ABC 123 Toddler Trainer using Arduino](#)
591. [Midi Light Show using Arduino](#)
592. [Arduino Board Step Sequencer](#)
593. [Arduino Laser Engraver](#)
594. [Arduino Solar Tracker](#)
595. [Touch Control Panel using Arduino](#)
596. [How To Smell Pollutants using an Arduino](#)
597. [How to make an Arduino from scratch](#)
598. [The morse code generator by a PS2 keyboard using Arduino](#)
599. [Burning the Bootloader on ATmega328 using Arduino UNO as ISP](#)
600. [Proximity sensing mouse wheel scroller using Arduino](#)



601. [Breathalyzer Microphone using an Arduino](#)
602. [Cheap and Easy MP3 Shield for Arduino](#)
603. [Arduino temperature controlled PC Fan](#)
604. [The Word Clock Arduino version](#)
605. [Arduino controlled webcam panner](#)
606. [Game maker Rover using an Arduino](#)
607. [Arduino Powered Mushroom Environment Control](#)
608. [How To Interface a CDV 700 Geiger Counter to a PC Using an Arduino Video instrucion](#)
609. [Simple Arduino L.E.D Police Lights](#)
610. [Big Spectrum Analyzer with Arduino](#)
611. [Adafruit Arduino Motor Shield Build](#)
612. [The LED Blinky ball using Arduino](#)
613. [Using a Dot Matrix LED with an Arduino and Shift Register](#)
614. [Drifter - Arduino controlled RC car](#)
615. [The KITT-duino, DIY Larson Scanner with an Arduino](#)
616. [Arduino Powered Autonomous Vehicle](#)
617. [How To Make A Board Game Using Arduino](#)
618. [Arduino-Pneumatic Flight Simulator](#)
619. [Webster: A Geometric Pattern Weaving Machine](#)
620. [Arduino animatronics- make your awesome costumes more awesome](#)
621. [Starting with robotics \(Arduino\)](#)
622. [High Speed Outdoor Photography](#)
623. [Experimenters Guide for Arduino as Performed at OIT](#)
624. [LEGO T-Intersection LED Traffic Light using Arduino](#)
625. [Code generator for custom Android or Arduino menus](#)
626. [Programming an ATTiny13A using Arduino & servo interpreter](#)
627. [Singing plant. Make your plant sing with Arduino, touche and a gameduino](#)
628. [How to Build a Robotic Hand with Haptic Feedback using Arduino](#)
629. [FaceBooth - One button to facebook photobooth](#)
630. [How to use a Piezo element to detect vibration using Arduino](#)
631. [Arduino multi-mode lamp with soft touch switch](#)
632. [Arduino Beginner and Basic Electronics Kit Primer](#)
633. [The Arduino AA Undershield](#)
634. [MultiMovEDIA - Description of my Project](#)
635. [Binary/ Analog Clock](#)
636. [DIY Binary Clock with Arduino](#)
637. [Using Servos with Arduino made easy !](#)
638. [3D Printed Digital Camera](#)



639. [An 8-Bit Waterfall using Arduino](#)
640. [Arduino and L293D Robot \( Part 1 \)](#)
641. [Word Clock in German using Arduino](#)
642. [A laundry alarm for the hearing impaired and everyone else using Arduino](#)
643. [Arduino EMF Detector](#)
644. [DIY Antique Phone Doorbell using Arduino](#)
645. [Self-balancing skateboard/segway project Arduino Shield](#)
646. [BUILD YOUR OWN LASER HARP using Arduino](#)
647. [ST7565 LCDs: Graphical LCDs](#)
648. [Sleep n' Tweet using an Arduino](#)
649. [Analog Read Serial using Arduino](#)
650. [iAndroidRemote - Control Android mobile using an Apple Remote](#)
651. [BUGBot - Light Follower Robot using Arduino](#)
652. [Sleep Tracking using an Arduino](#)
653. [Arduino Esplora Kart](#)
654. [Temperature Displayed on 4 Digit 7 segment using Arduino](#)
655. [Wu-Tang Can: Interactive Tipping](#)
656. [Connect 4 Binary Clock using an Arduino](#)
657. [Home automation system using Arduino and SIM900 GSM module](#)
658. [Randomized Arduino Drum Machine](#)
659. [Learn how to use 7-Segment LED Display using Arduino](#)
660. [Stripboard Arduino shield for programming ATtiny45 and ATtiny85](#)
661. [Intelligent Solar Garden Light using an Arduino- Part 1](#)
662. [Lightning Shutter Trigger for a Camera using Arduino](#)
663. [Arduino Thermal Camera](#)
664. [Arduino LCD Metronome](#)
665. [Arduino Programmable Constant Current Power Resistance Dummy Load](#)
666. [Daft Punk Coffee Table 5x5 LED Matrix using an Arduino](#)
667. [The Point Shooter Cyborg Mouse](#)
668. [Cheap Arduino Controlled Yogurt Maker](#)
669. [Domotic arduino](#)
670. [Laser Tag Stuffed Animals](#)
671. [Mini Arduino environment monitor \\*\\* UPDATE - Added RTC \\*\\*\\*](#)
672. [Simple RFID access system using Arduino](#)
673. [Arduino Digital Switch Code](#)
674. [Arduino Switch \(case\) Statement, used with serial input](#)
675. [The Raspberry Pi - Arduino Connection](#)
676. [Compact Protoboard Arduino type thing yea](#)
677. [Build your own 4x4x4 RGB LED Cube using arduino](#)





678. [Using the Sparkfun Motor Driver 1A Dual TB6612FNG using Arduino](#)
679. [Mint Tin Hero using Arduino](#)
680. [Homemade Magic Lamp Card Box using an Arduino](#)
681. [Making Music with Makeblock](#)
682. [Arduino HC-SR04 How to use Ultra Sonic Sensor](#)
683. [Arduino Mega-ISP Shield](#)
684. [Drive a webpage in real-time using Arduino, SensorMonkey and Processing.js](#)
685. [Rainbowduino Sign using Arduino](#)
686. [Arduino from Scratch Digital Thermometer](#)
687. [Light and Water Reactive Raincoat](#)
688. [Hookup an LCD to an Arduino](#)
689. [Plugduino – Arduino based 120 Volt outlet controller](#)
690. [Making sound \(noise\) machines using Arduino](#)
691. [Easy 4×6 LED Matrix, Arduino!](#)
692. [Arduino String Character Functions Code](#)
693. [How to make a multi-layered acrylic and LED sculpture with variable lighting levels using Arduino](#)
694. [Arduino GSM shield](#)
695. [Getting your Nokia 5110 LCD up and running on an Arduino](#)
696. [The “all in one box” aquarium feeder using Arduino](#)
697. [UnDecima Audio Output from Arduino](#)
698. [Make your own Custom Electronic Widgets, like my Arduino LED Day/Night Widget](#)
699. [Control Fluorescent Lights with a Laser Pointer and an Arduino](#)
700. [Programming the Arduino I/O pins](#)
701. [Arduino ATtiny2313 Programming Shield](#)
702. [Keyfob Deadbolt using an Arduino Board](#)
703. [Stupid Simple Arduino LF RFID Tag Spoofer](#)
704. [Interactive Logo using an Arduino](#)
705. [Arduino Controlled Can Crusher With LCD Readout](#)
706. [Best RGB LEDs for any project \(WS2812\)](#)
707. [Arduino Scouting Robot](#)
708. [Carduino- A simple Arduino robotics platform with its own library](#)
709. [Arduino + Temperature + Humidity](#)
710. [Robotic Spider V8](#)
711. [Nocturnal Emissions: My Arduino Powered Internet Enabled Dream Generator](#)
712. [Arduino Battery](#)
713. [Arduino Color Sensor](#)
714. [Arduino powered GLCD \(Graphic LCD\)](#)



715. [9 Volt battery adapter for Arduino](#)
716. [Mechanical Led Matrix Display](#)
717. [Arduino controlled Bluetooth-bot](#)
718. [Sensing Squeeze using Arduino](#)
719. [Using the Arduino Uno to program ATTINY84-20PU](#)
720. [RGB's with Arduino and Processing](#)
721. [High Heel Massage using an Arduino](#)
722. [Using an Arduino to Control an Infrared Helicopter](#)
723. [Sonic Switch: Use a Sonic Screwdriver to turn on your computer!](#)
724. [USA Flag made with diffused LED using Arduino](#)
725. [PixelBrite](#)
726. [Arduino RFID Card Reading](#)
727. [Uno The Arduino Robot](#)
728. [Arduino BiCMOS Curve Tracer](#)
729. [Sign Language Translator using Arduino](#)
730. [The Arduino Noise Machine](#)
731. [A Facebook-Connected, Arduino-Powered Music Party](#)
732. [Play Music using Arduino Esplora](#)
733. [Simple Remote Data Plotting using Android / Arduino / pfodApp](#)
734. [Simple 2-way motor control for the arduino](#)
735. [Interface Arduino to MySQL using Python](#)
736. [Remote controlled webcam using Arduino](#)
737. [Arduino Processing Audio Spectrum Analyzer](#)
738. [Adding CV inputs to the Auduino granular synth](#)
739. [All in one Remote using Arduino](#)
740. [Solar USB Charger 2.0](#)
741. [Auduino Lo-fi Synth for Arduino](#)
742. [Arduino 2-axis servo solar tracker](#)
743. [Guitar Tuner for the Blind \(using an Arduino\)](#)
744. [DIY navigation device for blind people using Arduino and Android smart phone](#)
745. [How to make a robotic dart shooting sentry](#)
746. [An amplifier for Arduino](#)
747. [Programmable auto filter interface for C64 using Arduino](#)
748. [Arduino Peak Power Tracker Solar Charger](#)
749. [Self-Contained 7x7x7 LED Cube using Arduino](#)
750. [Digispark DIY: The smallest USB Arduino](#)
751. [Remake the Mosquito Killer using Arduino](#)
752. [Arduino Servo Basic Code](#)
753. [Learning Arduino basics the easy way – Part 01 “Blink” or “The Internet”](#)



754. [Fifty Dollar Box Bot](#)
755. [Using Servo Motors with Arduino](#)
756. [How to make a servo leg using Arduino](#)
757. [Stripboard Arduino](#)
758. [Arduino Backlit LCD shield](#)
759. [Proximity Sensing Origami Flower using Arduino](#)
760. [BLDC Motor Control with Arduino](#)
761. [Electronic Dartboard or How I Learned to Stop Worrying and Love ECE 476](#)
762. [UltraSonic Arduino Video instructions How To – Parking your car with an Arduino](#)
763. [Fading an LED off and on using Arduino](#)
764. [Interfacing a Digital Micrometer to a Microcontroller](#)
765. [Make your own 1×1 22 IO pin Arduino Compatible](#)
766. [Potentiometer or variable resistor control LED Code](#)
767. [Smart Homer Web-enabled TV remote using Arduino](#)
768. [Your Image on an Arduino! – TFT LCD Screen Guide](#)
769. [Bluetooth Controlled Message Droid using Arduino](#)
770. [Building a Sentry Gun with Laser Trip Wire System and Arduino](#)
771. [Frameless Laser Harp](#)
772. [How to control LED's with Processing and Arduino](#)
773. [Arduino Robotic Arm](#)
774. [Control an iPod with the Arduino](#)
775. [Blink LED using Arduino](#)
776. [Building the YaNis EOS Controller using Arduino](#)
777. [Weather Monitor](#)
778. [Online Thermometer using Arduino](#)
779. [Arduino Based Automated Lighting Control](#)
780. [Turn your Arduino into the best gift of all](#)
781. [Arduino 4x4x4 LED Cube](#)
782. [Arduino Voltmeter Code](#)
783. [“12 Thumbs” R/C LEGO Dragster](#)
784. [Interactive Arduino Powered Coffee Table](#)
785. [Twitter Controlled Pet Feeder using an Arduino](#)
786. [Pan & Tilt Servo bracket controlled by Arduino](#)
787. [Bubble Wall | Interactive, Inflatable Panel](#)
788. [Arduino Esplora Blink Code](#)
789. [Laser-guided Ghost Climber using an Arduino](#)
790. [Arduino Controlled ATX Power Supply](#)
791. [Bike Turn Signal & Brake Light Handlebars](#)
792. [Arduino stoplight web server](#)



793. [Persistence of Vision Wand using Arduino](#)
794. [One Touch Wardrobe using an Arduino](#)
795. [Lego Spybotics with Arduino](#)
796. [Arduino Combi-button Lock optional Android support](#)
797. [Arduino Controlled Lighthouse](#)
798. [Arduino ISP – LOG](#)
799. [Arduino Ping Ultrasonic Range Finder Code](#)
800. [ATTiny powered Arduino Projects](#)
801. [Fun Hackable Speaker Timer](#)
802. [Telemetry with solar cell using an Arduino](#)
803. [ArrDrownHo! – Easily convert AVR to Arduino](#)
804. [Discreet Data Logger using Arduino](#)
805. [How To Control A Stepper Motor With An Arduino Uno](#)
806. [Theremin Toy using Arduino](#)
807. [Bike Speedometer using an Arduino](#)
808. [Sweep](#)
809. [TSA Zombie Scanner Security Wand](#)
810. [Botanicalls Clone using an Arduino](#)
811. [Dr Blinkenlights... \(or how I learned to afford the BlinkM\)](#)
812. [Timelapse Panning controller for GoPro Cameras](#)
813. [LED Super Mario Piranha Plant using an Arduino](#)
814. [Use your android phone sensors on the arduino](#)
815. [Accelerometer powered LED dress](#)
816. [Easy Home Surveillance](#)
817. [Thermal Camera](#)
818. [High Power RGB LED Moodlamp which syncs with Philips Hue](#)
819. [HexiLogger, an Arduino based data logger](#)
820. [Hookup an LCD to an Arduino in 6 seconds with 3, not 6 pins](#)
821. [Lite Brite LED clock using an Arduino](#)
822. [Battery Reconditioner using an Arduino](#)
823. [A cardboard televisior \(with arduino and LEDs\)](#)
824. [D-Led Shield v1.0 \(for monitoring\)](#)
825. [Analog Write with 12 LEDs on an Arduino Mega](#)
826. [Arduino Serial Communication Code](#)
827. [Steering Wheel Drive R/C Car with Arduino](#)
828. [Controlling Hand Drill with Roboduino using Arduino](#)
829. [RFIDuino – Using an Arduino & RFID Reader to make a puzzle GeoCache](#)
830. [Robot shield for Arduino Board](#)
831. [Auto reset stuff with Arduino](#)



832. [Arduino R/C Lawnmower](#)
833. [Programming a ATtiny2313 with Aceduino](#)
834. [Kaosduino: Create your own kaosillitaor using Arduino](#)
835. [Universal clock suitable for visually impaired using Arduino](#)
836. [Keyless Entry / Arduino](#)
837. [BARC Jeep – An XBOX Controlled Power Wheels](#)
838. [Simple keyboard using the tone\(\) function using Arduino](#)
839. [Paper Man: a machine created by Arduino and NFC](#)
840. [Tweetsapien: Hack a Robosapien With Arduino to React to Tweets](#)
841. [Visual Network Threat Level Indicator v2 using Arduino](#)
842. [SPI Interfaces using Arduino](#)
843. [Automate Your Garage Opening Times](#)
844. [Spinning Tardis with blinking LED \(Powered by littleBits\) using Arduino](#)
845. [Simple Basement Security System using Arduino](#)
846. [Tears of Rainbow using an Arduino](#)
847. [Waveform Generator using an Arduino](#)
848. [Using switch to control Piezo speaker with Arduino](#)
849. [Clock Three – A pillow clock using Arduino](#)
850. [Make Wired Robotic Arm Edge to “Wireless” with DIY Arduino and XBee](#)
851. [Arduino ATtiny2313 Programming Shield](#)
852. [IPod Information Screen Rev. 2](#)
853. [LittleGoal: World Cup Match Notifier using Arduino](#)
854. [Arduino Vocal Effects Box](#)
855. [Homemade arduino printer](#)
856. [Homemade Arduino Friendly Pulse Sensor](#)
857. [Arduino I2C and Processing](#)
858. [Bouncing Multicolored LED line](#)
859. [Super Amazing Button using Arduino](#)
860. [Prototyping shield for Arduino Mega](#)
861. [Aergia: Android controlled TV Remote\(with Speech Recognition\) using Arduino](#)
862. [Slipper Shining with LED strip & Xadow](#)
863. [Microcontrolled Farm Equipment](#)
864. [Temperature Control For Kitchen Appliances using Arduino](#)
865. [TiltKey- Write by Tilting](#)
866. [Transforming Chandelier](#)
867. [Convert a toy piano to work as a midi device and use it with Synthesia](#)
868. [Arduino camera Lens Controller](#)
869. [3D Printed Arduino Controlled Eggbot/Spherepot](#)
870. [Model Police Car using an Arduino](#)





871. [RGB LED Rainbow Fader using an Arduino](#)
872. [Virtual USB Keyboard Using Arduino](#)
873. [Pixel Drop Ceiling using Arduino](#)
874. [Make an Arduino timer](#)
875. [TankWars: A Physical Video Game using Arduino](#)
876. [Dual H-Bridge – Arduino L298 Breakout Board](#)
877. [Analog reading box using an Arduino](#)
878. [Time-Lapse Camera Controller using Arduino](#)
879. [A Self-Contained Data Logging Anemometer](#)
880. [Arduino and 7 segment LED display decoder](#)
881. [WAVEbuoy using Arduino](#)
882. [DIY Arduino or The DIY-Duino](#)
883. [My Ninth Project: Robot Arm with Joystick Shield using Arduino](#)
884. [Ariadne – a 1st person maze on a 16×2 LCD using Arduino](#)
885. [4x4x4 RGB LED Cube using Arduino](#)
886. [Autonomous Control of RC Car Using Arduino](#)
887. [Sonar For The Blind using Arduino](#)
888. [Arduino Powerd, RGB + White LED, Bluetooth controllable, Floor lamp](#)
889. [Hacked roomba and arduino snowballs into a Eurobot 2013 entry](#)
890. [Rainbow Word Clock using Arduino](#)
891. [Bear With Me](#)
892. [Theremin with Zapper,laser,Arduino](#)
893. [Quiz Game Controller using “Lights and Sounds Buzzers” and Arduino](#)
894. [Batgirl Birkin Bag](#)
895. [MEGAsield KIT for Arduino MEGA 2560 R3 and Arduino DUE](#)
896. [Home Made Bezel / Window for LCD, LED, TFT Displays.](#)
897. [The Tetris Pumpkin using an Arduino](#)
898. [Arduino Electronic Dice using random numbers](#)
899. [L.O.G. sous vide](#)
900. [RGB LED Strip Circuit with Arduino](#)
901. [Multifunction Digital Thermometer using an Arduino](#)
902. [MaKey MaKey Shield for Arduino](#)
903. [Water Flow Gauge using Arduino](#)
904. [Clock with Meggy Jr RGB using Arduino](#)
905. [Arduino LCD Twitter display](#)
906. [Input Pullup Serial using Arduino](#)
907. [Make your own custom Arduino compatible](#)
908. [More Humane Moisture sensor](#)
909. [Read ASCII String using Arduino](#)



910. [Twitter Physical Client](#)
911. [Debounce an input using Arduino](#)
912. [Computers are Dumb](#)
913. [DIY 3D Laser Scanner Using Arduino](#)
914. [Wally - IR Detection Robot using Arduino](#)
915. [Arduino Weather Station Part3, Rain](#)
916. [Arduino Waveform Generator Shield](#)
917. [Lambda Calculus in a Can using Arduino](#)
918. [ArduinoISP Bootloader/Programmer Combination Shield](#)
919. [ADXL3xx Accelerometer using an Arduino](#)
920. [Arduino DDNS \(Dynamic DNS\) by Open-Electronics.org](#)
921. [Reginald: a UDP surveillance bot; control via the Internet using Arduino](#)
922. [Hacked Pan and Tilt Camera Mount](#)
923. [Phone Controlled Mood Lighting](#)
924. [Arduino Esplora Pong](#)
925. [Ping Organ using an Arduino](#)
926. [Rock Paper Scissors Spock Lizard using Arduino](#)
927. [ZIF socket Arduino-compatible board](#)
928. [4X4X4 LED Cube w/ Arduino Un](#)
929. [Yet Another Arduino 110v Power Controller](#)
930. [Web Server using Arduino](#)
931. [SmartMesh - Arduino and Android Controlled Pneumatic Facade](#)
932. [DIY Robotic Hand Controlled by a Glove and Arduino](#)
933. [64 pixel RGB LED Display - Another Arduino Clone](#)
934. [iTime clock in a Mac Mini box using Arduino](#)
935. [RGB LED Strip Circuit with Arduino](#)
936. [How To Make The Easiest Breadboard Arduino-Compatible Sanguino-Equivalent](#)
937. [USB Game Pad With Tilt-accelerometer Mouse using an Arduino](#)
938. [DIY Arduino Board Water Meter](#)
939. [Arduino Laser Show \(adapted from NothingLabs' Instructable\)](#)
940. [MP3 Interface for Arduino](#)
941. [Arduino: an easier way to work with seven segment displays](#)
942. [Arduino Cellular Shield Tutorial](#)
943. [Arduino Target Practice](#)
944. [Dogduino: The Automatic Dog Feeder using Arduino](#)
945. [Autonomous Race Car using Arduino](#)
946. [Traffic Lights Beginner Arduino Project](#)
947. [Basic Arduino Tutorials : 01 Blinking LED](#)
948. [Light-Up Disco Table using Arduino](#)



949. [Bicycle North Indicator using Arduino](#)
950. [Control Servo with Light using Arduino](#)
951. [Radio link between two Arduino boards](#)
952. [Polydexter: Arduino Robotic Translation Arm](#)
953. [Making the TFF: a dress that gets excited when tweeted](#)
954. [Police Lights using an Arduino](#)
955. [Love Gauge](#)
956. [Pololu Dual MC33926 Motor Driver Shield for Arduino](#)
957. [Nintendo Keyless Entry System using an Arduino](#)
958. [Make A Digital Clock From Scratch using arduino](#)
959. [Garduino-Automated Gardening System using Arduino](#)
960. [Box Scurity Package using Arduino](#)
961. [James - Your first Arduino Robot](#)
962. [An Arduino Thermometer with Digital Display](#)
963. [Reaction Time Tester using an Arduino](#)
964. [Cheap working homemade arduino joystick](#)
965. [Robotic Talking Turret using Arduino](#)
966. [Simple Parking Sensor using Arduino](#)
967. [Arduino Web Enabled RGB Lighting](#)
968. [Arduino \(optic fibre\)](#)
969. [2-Player Pong Game with Arduino Uno](#)
970. [Cheap lcd screen for the Arduino](#)
971. [Bubblesteen Bubble Machine using an Arduino](#)
972. [Arduino V-USB / HID 14 channel data logger](#)
973. [DIY Motion Sensor Alarm System](#)
974. [Arduino Quadruped Robot Stalker](#)
975. [Turing Alarm for Arduino](#)
976. [LED Hat Display with Pong using an Arduino](#)
977. [To blink LED from mobile phone or iPod or another computer via WiFi](#)
978. [Arduino Controlled RGB LED Dot Matrix Board](#)
979. [Gyro Camera for Motorcycle using Arduino](#)
980. [Low cost Ethernet shield with ENC28J60 using Arduino](#)
981. [The useless alarmed Coke can using Arduino](#)
982. [Build a network clock \(NCLK\) with Microduino-RTC](#)
983. [Wi-Fi Body Scale with Arduino Board](#)
984. [Urban Sensing Networks using Arduino](#)
985. [Arduino Fingerprint Lock](#)
986. [Arduino Bluetooth Serial Connections](#)
987. [Capacitive touch Mood light using Arduino](#)



988. [DIY Arduino FM Radio Shield](#)
989. [Build a Complete AVR System and Play Mastermind using Arduino](#)
990. [Low Cost LED Grid](#)
991. [LINUSBot - Line Follower Robot using Arduino](#)
992. [Colorful Countdown Clock for tight timeline management using Arduino](#)
993. [Led Star with Arduino and WS2811 Neopixels](#)
994. [Super Secret Lock Box w/ Capacitive Touch](#)
995. [Personalised Word Clock using Arduino](#)
996. [Arduino Knight Rider Code](#)
997. [Stereo Audio with an Arduino](#)
998. [The Arduino Internet Gizmo](#)
999. [Arduino Automatic Watering System For Plants Sprinkler](#)
1000. [Tissue Box Guitar - Light Strings using Arduino](#)
1001. [Scratching with Arduino](#)
1002. [Arduino Powered Four Letter Word Generator](#)
1003. [Make your own cellphone from scratch](#)
1004. [Python Meets the Arduino](#)
1005. [Arduino Esplora Remote](#)
1006. [Flicker up to 6 LEDs with Arduino](#)
1007. [Arduino Breadboard Shield](#)
1008. [Arduino Home automation](#)
1009. [Visual Computer Stress Meter using an Arduino](#)
1010. [How to Make a Makeblock Music Robot with the Music Robot Kit \(NEW\)](#)
1011. [Temperature-Sensitive Infinity Mirro](#)
1012. [Compact 3-in-1 Stripboard DIYduino with Integrated Sensor and L298N Motor Shield](#)
1013. [Ultrasonic Range Finder with an ATtiny85 using an Arduino](#)
1014. [Pixel Shipped Counter](#)
1015. [Hear your plant make music! - Ethernet version](#)
1016. [Autonomous Autonavagation Robot using Arduino](#)
1017. [How to Control arduino by bluetooth from PC](#)
1018. [Oscilloscope / Logic Analyzer using Arduino](#)
1019. [Automatic Camera Shutter Switch](#)
1020. [Arduino Liquid Crystal Displays](#)
1021. [Arduino - Simple Simon Says Game](#)
1022. [DIY Low Cost Arduino Mobile Development Platform](#)
1023. [Arduino True Random Number Generator](#)
1024. [Internet Devices for Home Automation using Arduino](#)
1025. [ATtiny programmer using Arduino ISP](#)



1026. [DIY 360 Degree SODAR Device](#)
1027. [Using The PCF8575 i2c i/o Expander To Read Inputs With Arduino](#)
1028. [Arduino Street Traffic Light – Breadboard Edition](#)
1029. [Candy Tossin Coffin using an Arduino](#)
1030. [Arduino punk console](#)
1031. [Ethernet Switching – with Arduino](#)
1032. [My Arduino Ping Display Robot](#)
1033. [Buggy Wheelchair Robot using an Arduino](#)
1034. [Self Balancing Unicycle](#)
1035. [Darkness Map Data Collection Device](#)
1036. [A Voice Shield for Arduino Board](#)
1037. [Motion Controlled Ultrasonic Lamp using Arduino](#)
1038. [Cat Repelling PIR motion sensor \(covert\) speaker box alarm using Arduino](#)
1039. [Low resolution display done right](#)
1040. [Another Arduino Traffic light](#)
1041. [Pressure Activated Light-Up Umbrella using an Arduino](#)
1042. [ATtiny programming with Arduino](#)
1043. [USB Freeform using an Arduino](#)
1044. [Program an ATtiny with Arduino](#)
1045. [How to control 8 leds using Arduino UNO](#)
1046. [Arduino Powered Binary Clock](#)
1047. [Over the Counter Kitchen Radio using Arduino](#)
1048. [Google Docs and the Arduino Yún](#)
1049. [Capacitive-Touch Arduino Keyboard Piano](#)
1050. [Web-controlled Twittering Roomba using an Arduino](#)
1051. [Arduino powered Solar Battery Charger](#)
1052. [Aqua Garduino Mini @hydroFishAqua82](#)
1053. [Knight Rider Rides Again using an Arduino](#)
1054. [Make your own programmable thermostat for \\$66 with Arduino](#)
1055. [House Temperature Monitor using Arduino](#)
1056. [Ardusumo: an Open Source Platform for Fighting Robots using Arduino](#)
1057. [Make your plant smile using Arduino](#)
1058. [4 Servo drive CellBot which can be remotely controlled using Arduino](#)
1059. [Arduino 7 segment Displays Digital Clock With Charlieplexing LEDs](#)
1060. [Android talks to Arduino](#)
1061. [How to Build an Arduino Voice Controlled TV Remote](#)
1062. [Vacuum form an Arduino](#)
1063. [Virtual Color Mixer using Arduino](#)
1064. [uDuino: Very Low Cost Arduino Compatible Development Board](#)





1065. [The Dryer Messenger using Arduino](#)
1066. [Arduino theremin like musical instrument](#)
1067. [Add Linux, WiFi, Ethernet and USB to Arduino](#)
1068. [Arduino Clock using Standard Clock Display](#)
1069. [3 wires interface for LCD display using Arduino](#)
1070. [RC MOOD LYTE](#)
1071. [Paper Electronics: Make Interactive, Musical Artwork with Conductive Ink using Arduino](#)
1072. [Introducing Climduino – The Arduino-Based Thermostat You Control From Your Phone!](#)
1073. [3-dimensional Star Cluster using an Arduino](#)
1074. [Beginner Programming of Arduino](#)
1075. [LED Matrix with Game Controller using an Arduino](#)
1076. [Arduino Seismic Activity Monitor – Ethernet Shield](#)
1077. [Uber Home Automation w/ Arduino & Pi](#)
1078. [Arduino Solar Shield – A DIY solar source for your projects without waiting for PCBs](#)
1079. [DIY Skee Ball Machine](#)
1080. [How to use a while loop to calibrate the value of an analog sensor using Arduino](#)
1081. [How to make \(and connect\) a soft potentiometer](#)
1082. [DIY Infrared Sensor Module using Arduino](#)
1083. [How to use an array with Arduino](#)
1084. [Arduino Double Dice Jewelry Box w/ Secret Switch](#)
1085. [Make a 24X6 LED matrix using an Arduino](#)
1086. [The Traveling Geocache using Arduino](#)
1087. [Building an Open Archival Scanning Robot Using Python and Arduino](#)
1088. [Arduino MIDI Volume Pedal](#)
1089. [Hexapduino: tiny hexapod 3D printed, Arduino controlled](#)
1090. [DIY Arduino Nebulophone Synth](#)
1091. [Make your own Enigma Replica](#)
1092. [Arduino Chicken Coop Controller](#)
1093. [48x8 SCROLLING MATRIX LED DISPLAY USING ARDUINO CONTROLLER](#)
1094. [Wiring of the Solenoid Valves](#)
1095. [Build a big crane game using Arduino](#)
1096. [Arduino Controlled Catapult](#)
1097. [Arduino String Comparison Operators Code](#)
1098. [Internet-Controlled RC Car using Arduino](#)
1099. [GSM GPS shield for Arduino Board](#)
1100. [CARduino – Arduino-Powered, LabVIEW-Controlled Vehicle](#)



1101. [StopIt! LED Game \(powered by arduino\)](#)
1102. [SensoDuino: Turn Your Android Phone into a Wireless Sensors Hub for Arduino](#)
1103. [How to use a 1602 16X2 LCD display with Arduino, TI Launchpad, and standalone MSP430 video instructions](#)
1104. [Katrina And Maya](#)
1105. [Small form factor DIY Arduino on stripboard](#)
1106. [RFID pet feeder using Arduino](#)
1107. [Jeopardy Ring-in Buttons with Built-in Rules using Arduino](#)
1108. [Arduino Temperature Sensor Code](#)
1109. [Ground Tracking LED Longboard Mod](#)
1110. [simpleTweet\\_01 python using Arduino](#)
1111. [Hacking a Powerglove using Arduino](#)
1112. [Tyco RC Arduino Robot](#)
1113. [Twitter Mood Light using an Arduino](#)
1114. [RFID Access Control System using Arduino](#)
1115. [RFID cat door using Arduino](#)
1116. [Teclado MIDI Super Simple – Super Simple MIDI Keyboard](#)
1117. [LED Watch using an Arduino](#)
1118. [Arduino Weather Station Part2](#)
1119. [Tiny Altoid Tin Robot With Personality](#)
1120. [Create Interactive Electronic Instruments with MaxMSP](#)
1121. [Arduino decision box \(Attiny85\)](#)
1122. [Android Accessories Made Easy With Arduino](#)
1123. [Arduino or Twitter Mets Apple](#)
1124. [Arduino SD Cards and Datalogging](#)
1125. [Arduino led pendulum](#)
1126. [Arduino Digital 7-Segment Thermometer](#)
1127. [Sous-vide Arduino Shield](#)
1128. [Fun Shway Display using an Arduino](#)
1129. [Arduino Modules – Flame Sensor](#)
1130. [Arduino PWM enabled high power shield or non-shield on the cheap](#)
1131. [Beat Sync using an Arduino](#)
1132. [Arduino Solar Cell Tester](#)
1133. [Window Painting Robot \(arduino, processing, accelerometer\)](#)
1134. [Arduino Calculator](#)
1135. [How to make your own Arduino board](#)
1136. [Easy Bluetooth Enabled Door Lock With Arduino + Android](#)
1137. [How to turn inkjet printer to print on Coffee using Arduino](#)
1138. [Quick and Easy Arduino Nightlight](#)



1139. [Access control with Arduino plus Keypad 4×4 plus Servo](#)
1140. [Monitor – Thinking Skins using Arduino](#)
1141. [Arduino-powered LED Clock](#)
1142. [Arduino GPS Tracking System](#)
1143. [An Arduino Powered \(Scale\) Speed Trap](#)
1144. [Tankbot – Internet Controlled Tank Robot using Arduino](#)
1145. [Use foot switch to open Linux terminal using an Arduino](#)
1146. [Arduino FM radio receiver shield](#)
1147. [Color changing display](#)
1148. [Energy-Saving Light using an Arduino](#)
1149. [How to Make a PIP-Boy using an Arduino](#)
1150. [MIDI Note Player using Arduino](#)
1151. [Clock One – Digital plus Analog Clock An Arduino](#)
1152. [A Study in Non-Standard Distributed Computer Architecture using Arduino](#)
1153. [4x4x4 LED Cube \(Arduino Uno\)](#)
1154. [Programming Arduino in C++11 – ROM dumping](#)
1155. [Arduino Controlled Lego Lighthouse](#)
1156. [Water Tank Depth Sensor using Arduino](#)
1157. [Extra inputs for Arduino with a keyboard](#)
1158. [Quiz Game Show Buzzer using Arduino](#)
1159. [ZAPpelin, or how to train your blimp with an Arduino and IR remote](#)
1160. [Arduino-Square with Color LCD](#)
1161. [Arduino compatible Luna Mod Looper](#)
1162. [How to set up a Public Window](#)
1163. [Visual Navigator Making it MOBILE using Arduino](#)
1164. [DIY Arduino Motor Shield](#)
1165. [Arduino DIY SD Card Logging Shield](#)
1166. [Version 2.0 Arduino Controlled Car Tracking System based on SMS](#)
1167. [Displaying Images on 4D OLEDS using Arduino](#)
1168. [Arduino Wall Lamp](#)
1169. [A watering controller that can be home networked using an Arduino](#)
1170. [Worms in Space Board Game](#)
1171. [Traffic Signal / Stop Light Wiring with Arduino Controller](#)
1172. [Beach Buddy: 3-in-1 Solar Phone Charger, Boombox, and Sunburn Timer Calculator](#)
1173. [Custom Large Font For 16×2 LCDs using Arduino](#)
1174. [How to control arduino board using an android phone and a bluetooth module](#)
1175. [SYNTHDUINO](#)
1176. [LED Cylinder using Arduino](#)



- 1177. [Arduino Wireless Programming with XBee Series 1 or 2](#)
- 1178. [Single button combination lock using Arduino](#)
- 1179. [Arduino Binary Clock \(hours, minutes and seconds\)](#)
- 1180. [Polar Plotter on Arduino and MakerBeams](#)
- 1181. [MenZ-DECK](#)
- 1182. [Laser Shooting Game](#)
- 1183. [How to Make a Tactile Feedback Compass Belt](#)
- 1184. [Alarm Clock with Tetris to Prove You're Awake using Arduino](#)
- 1185. [Control Arduino Wirelessly with MATLAB](#)
- 1186. ['Knock Back' - A Knock Echoing Arduino](#)
- 1187. [Physical Pixel using Arduino](#)
- 1188. [Flashlight tag using an Arduino board](#)
- 1189. [Boot Bot Arduino Bootload Shield](#)
- 1190. [Arduino String Addition Operator Code](#)
- 1191. [Control Android mobile by an Apple Remote using Arduino](#)
- 1192. [DinoCalc Version 1.0](#)
- 1193. [Scintillino - an Arduino-based quick&dirty scintillation counter](#)

This Post / Project can also be found using search terms:

- [list of arduino projects](#)
- [arduino project list](#)
- [Arduino Uno Project list](#)
- [arduino projects list](#)

#### CATEGORIES

[Blog](#)

[Compilers](#)

[E-Books](#)

[News & Updates](#)

[Programmers](#)

[Tutorials](#)

#### FACEBOOK

#### ADVANCE SEARCH

Select Category:


Select a Category ▼

Enter Search Terms:

Search for...

Search

#### LAST VISITED:



[Twitter-powered Digilympics](#)



[Rainbow Mega Pong Clock using Arduino](#)



[Beginning C for Arduino by Jack Purdum E-Book](#)




mega32-AVR  
Microcontro  
rduino4Projec

### Atmel AVR Microcontrollers - Automate the World

Like You like this.

You and 13,948 others like Atmel AVR  
Microcontrollers - Automate the World.



Facebook social plugin

[www.sbargh.ir](http://www.sbargh.ir)

